

TOP OF STAKE SHALL NOT BE TALLER THAN LOWEST TREE LIMB. TRIM STAKES AS NECESSARY.

(2) REINFORCEMENT RUBBER TIRE TREE STRAPS (24"), TIED IN A FIGURE 8 STYLE. NAILS FLUSH TO STAKE SURFACE. LOCATE HIGHEST STRAPS BELOW LOWEST BRANCH. EQUAL SPACING BETWEEN RUBBER STRAPS (TYP.)

REMOVE NURSERY STAKE(S) AFTER PLANTING. INSTALL (2) 8'-3" LODGE POLE PINE STAKES. (PEELER CORE NOT ACCEPTABLE) DO NOT DRIVE STAKE THROUGH ROOT BALL.

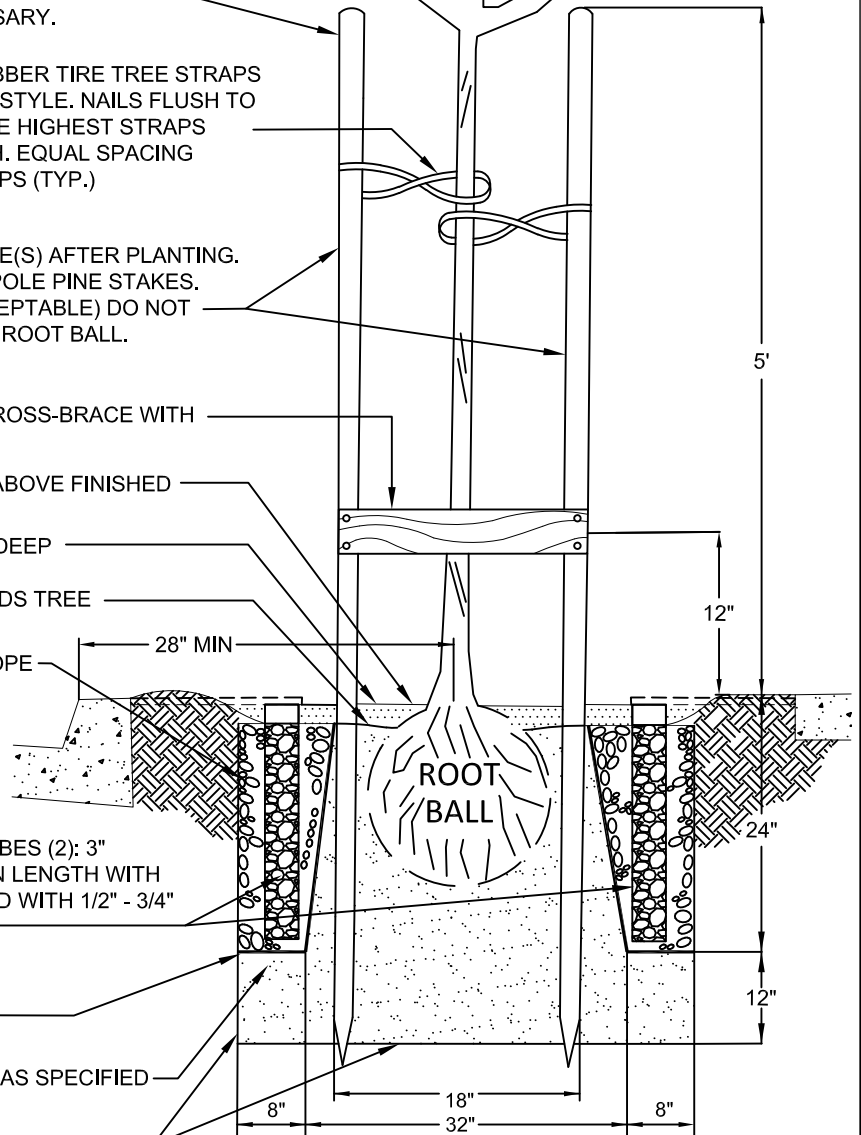
1" x 4" x 18" REDWOOD CROSS-BRACE WITH 6d GALVANIZED NAILS.

TOP OF ROOT BALL 1/2" ABOVE FINISHED GRADE

MULCH WOOD CHIPS, 2" DEEP

SLOPE BACKFILL TOWARDS TREE

1/2" PEA GRAVEL ENVELOPE



OPTIONAL WATERING TUBES (2): 3" PERFORATED PIPE, 18" IN LENGTH WITH SLOTTED TOP/CAP FILLED WITH 1/2" - 3/4" FLOAT ROCK

DEFLECTOR TYPE ROOT CONTROL BARRIER, LINEAR OR CIRCULAR PER CITY ENGINEER

BACKFILL WITH SOIL MIX AS SPECIFIED

REMOVE CLAY SLICK IF DUG BY POWER AUGER

Scale: NTS

DEVELOPMENT & ENGINEERING SERVICES DEPARTMENT

ENGINEERING SERVICES DIVISION

CITY OF SALINAS

TITLE: **STREET TREE PLANTING AND STAKING**

STANDARD PLAN


DESIGNED BY:
STAFF

DATE 10/9/2018

CADD BY:
TAINA SALCEDO

PROJECT MANAGER:
BRIAN FRUS, PE

JAMES E. SANDOVAL, P.E.
ASSISTANT PUBLIC WORKS
DIRECTOR/CITY ENGINEER

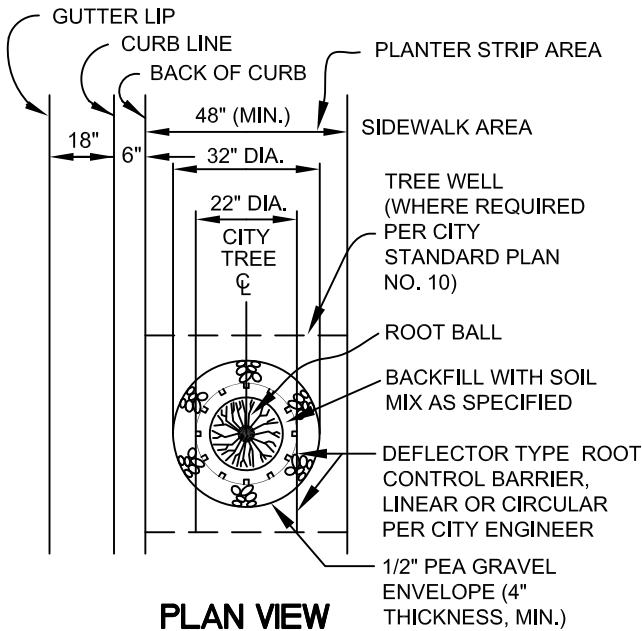


REVIEWED BY: DATE:

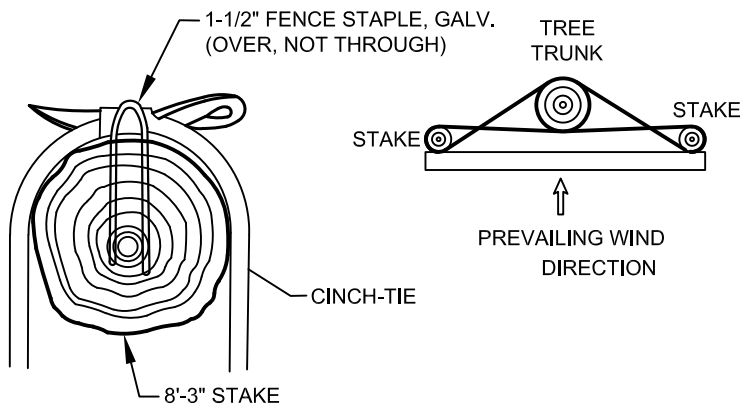
MAINTENANCE
SERVICES
DIRECTOR

11R

GENERAL NOTES



PLAN VIEW



1. DRAWING NOT TO SCALE.
2. ALL STREET TREES SHALL BE 15 GALLON OR HAS SPECIFIED AND MEET THE AMERICAN STANDARD FOR NURSERY, OR AS DIRECTED BY THE CITY ENGINEER. TREE SHOULD STAND UPRIGHT WITHOUT STAKES.
3. ROOT CONTROL BARRIERS SHALL BE "SHAWTOWN" NO. FI-15, THE "DEEP ROOT" NO. UB 24-2 (OR APPROVED EQUAL BY THE CITY ENGINEER). THE ONE PIECE BARRIER SHALL HAVE TAPERED SIDES AND BE CONSTRUCTED OF 0.085" MINIMUM THICKNESS HIGH IMPACT POLYPROPYLENE PLASTIC (HIPP) WITH ADDED ULTRAVIOLET INHIBITORS.
4. PRIOR TO PLACING THE ROOT CONTROL BARRIER, BACKFILL 1/2" PEA GRAVEL ENVELOPE AROUND DEFLECTOR AFTER TREE PLANTING.
5. SOIL MIX SHALL BE PLACED IN THE PLANTING HOLE AND COMPACTED TO THE BOTTOM OF THE ROOT BALL ELEVATION. PLANT TREE IN PLANTER, CONTINUE BACKFILL WITH SOIL MIX, AND COMPACT.
6. AFTER PLANTING, TREE SHALL BE WATERED WITH 20 GALLONS OF WATER. REPEAT WATERING TWICE IN THE NEXT 7 DAYS, AT 48 HOUR INTERVALS.
7. CITY STREET TREE PLANTING SHALL INCLUDE TREE PLANTING IN TREE WELLS OR WITHIN PARKING STRIPS. PAYMENT FOR TREE PLANTING SHALL INCLUDE EXCAVATION, SOIL PREPARATION, ROOT CONTROL BARRIER AND INSTALLATION, BACKFILL, TREE, AND THE ITEMS DESCRIBED ON THIS PLAN.
8. UPON APPROVAL OF THE CITY ENGINEER AND THE DIRECTOR OF MAINTENANCE SERVICES, ROOT CONTROL BARRIER MAY BE CONFIGURED LINEARLY OR CIRCULAR, OR DELETED ENTIRELY DUE TO SPECIAL CIRCUMSTANCES, WHICH MAKE THE ROOT CONTROL BARRIER UNUSABLE OR UNNECESSARY.
9. PLANTING SPACING AS PER PLANS. SEE CITY STANDARD PLAN NO. 8 FOR CLEARANCE STANDARDS.
10. LOMBARDY POPLAR TREES ARE NOT PERMITTED IN SALINAS (PER CA. CODE OF REGULATIONS § 3597).
11. OPTIONAL: INSTALL 3" IRRIGATION TUBE ON BOTH SIDES OF TREE IN THE SLOPED AREA. IRRIGATION TUBE SHALL REACH A DEPTH EQUAL TO THE BOTTOM OF THE TREE ROOT BALL.
12. SOIL MIX SHALL BE WELL MIXED AND CONTAIN 2-PARTS CLEAN SAND AND 1-PART CERTIFIED COMPOST. SOIL MIX SHALL MEET THE FOLLOWING CRITERIA:
 - PH RANGE: 5.5 TO 6.5
 - ORGANIC MATTER : GREATER THAN 1.5
 - P. INDEX: 4 TO 12

DEVELOPMENT & ENGINEERING SERVICES DEPARTMENT

ENGINEERING SERVICES DIVISION

CITY OF SALINAS

TITLE: STREET TREE PLANTING DETAILS AND NOTES

STANDARD PLAN

DESIGNED BY:
STAFF

DATE 10/9/2018


CADD BY:

TAINA SALCEDO

PROJECT MANAGER:

BRIAN FRUS, PE

JAMES E. SANDOVAL, P.E.
ASSISTANT PUBLIC WORKS
DIRECTOR/CITY ENGINEER



REVIEWED BY:

DATE:

MAINTENANCE
SERVICES
DIRECTOR

11R